
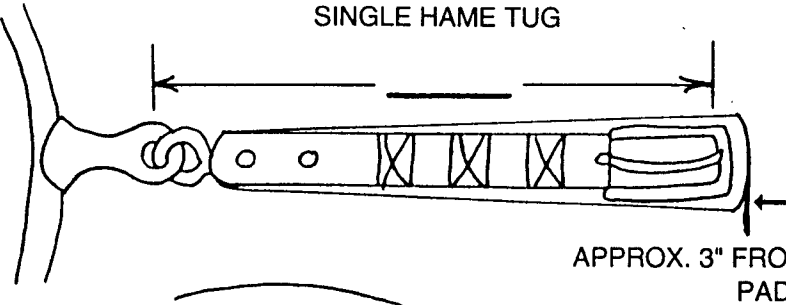


TRACE (USING HOLE TO END)



SINGLE HAME TUG



PAIR

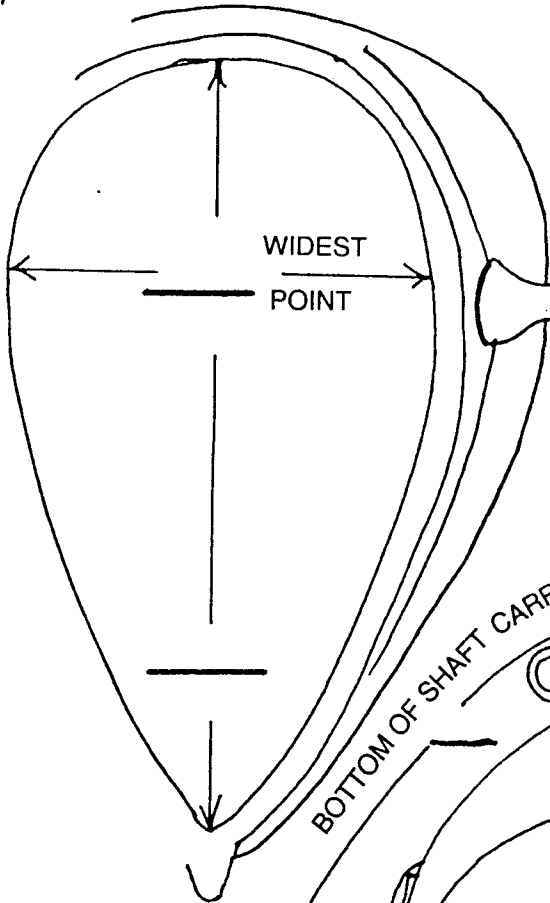
QUICK RELEASE

SHOULD BE APPROX. 1" AHEAD OF CENTER LINE OF PAD AT REST

LEAD UP

PAIR HAME TUG

WIDEST POINT



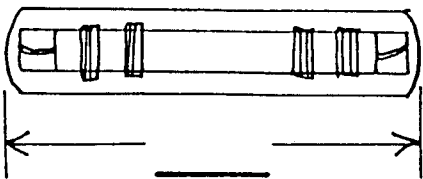
BILLET (TO USING HOLE - SET EQUAL DISTANCE ON BOTH SIDES)

BOTTOM OF SHAFT CARRIER

BACK PAD

SAFETY STRAP (TONGUE TO TONGUE)

GIRTH



SET GIRTH EQUAL DISTANCE IN "USING HOLES"